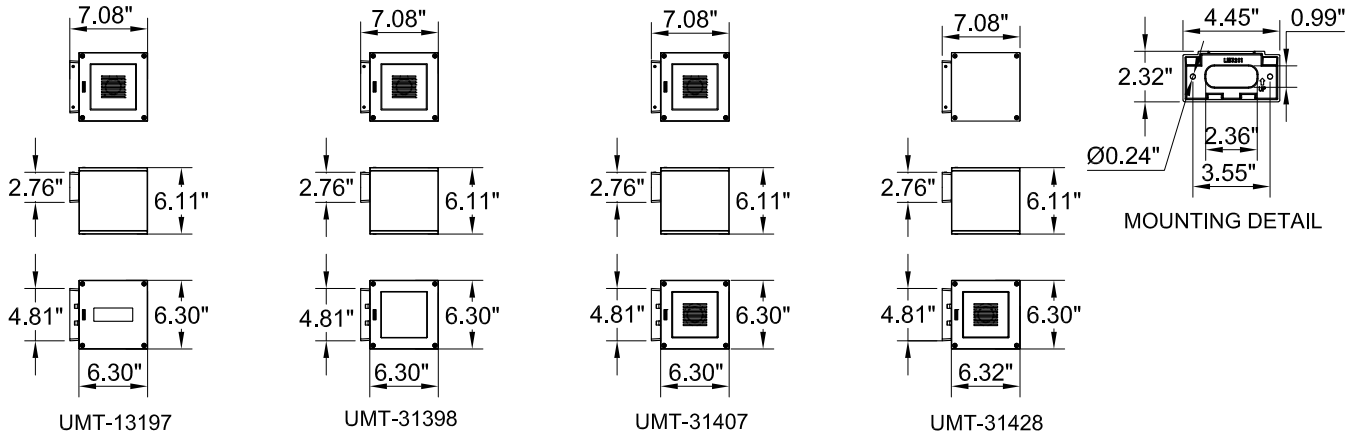


INSTALLATION AND SERVICE MANUAL

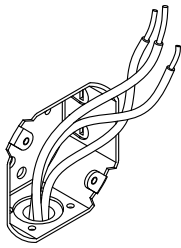


For installation of Matrix square wall luminaires.
Model. UMT-31397, UMT-31398, UMT-31407 and UMT-31428

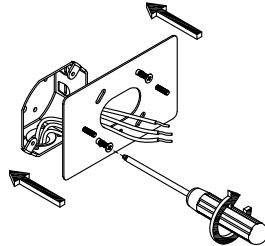
Product drawing (dimensions) SUITABLE FOR WET LOCATIONS



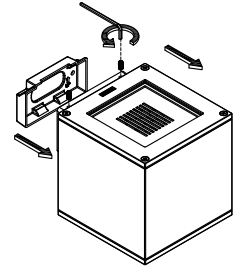
NOTE
Mounts over
Junction box.



1

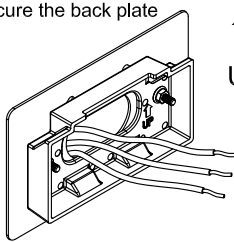


2



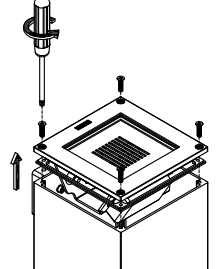
3

Center the Back Plate over the
J Box and Secure the back plate
to the wall

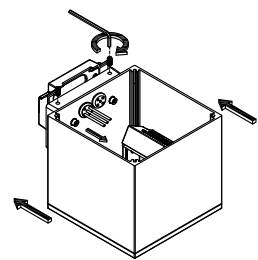


UP

4

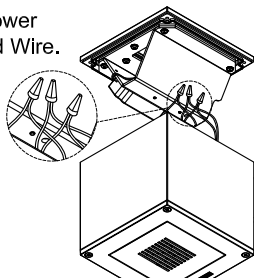


5

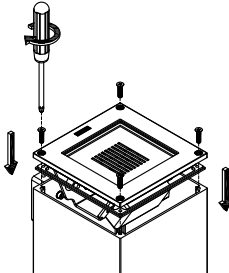


6

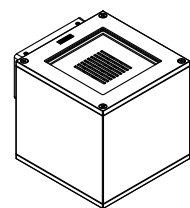
Connect Power
and Ground Wire.



7



8



9

Notice to installer :

- 1.WIRING INSTRUCTIONS** Warning : RISK OF FIRE AND ELECTRICAL SHOCK. : FIXTURE MUST BE INSTALLED BY A QUALIFIED ELECTRICIAN ONLY>FIXTURE IS INTENDED FOR INSTALLATION IN ACCORDANCE WITH THE NATIONAL ELECTRICAL CODE, LOCAL AND FEDERAL CODE SPECIFICATIONS. DISCONNECT POWER BEFORE SERVICING.
- 2.This fixture has a VOLTAGE SPECIFIC BALLAST,**Check that the supply voltage is the same as the installed ballast voltage.

Ligman Lighting USA

7144 NE Progress Court, Hillsboro
Oregon, 97124, USA
Tel : 503 645 0500 | Fax : 503 645 8100

www.ligmanlightingusa.com

UMT-31397 29/03/24 REV_1
1/1

FM-TS-13-1/13-05-2563/Rev.6